

Edition N° 12

# Newsletter

Municipal  
Elections 2022

# NEWSLETTER FROM OCTOBER 31 TO NOVEMBER 14



**1. Provisional Results of the 2022 Municipal Elections**



**2. Nicaraguans exercised their Right to Vote in an agile, safe and peaceful manner**



**3. SEC ensures more than half a million ID card Procedures for Municipal Elections 2022**



**4. Upcoming activities after the 2022 Municipal Elections**

# Provisional Results of the 2022 Municipal Elections




The Supreme Electoral Council (CSE) of Nicaragua, on November 14, published in the Gazette, Official Diary, the Provisional Results of the 2022 Municipal Elections with 100% of the Counting Records transmitted to the National Computing Center. In these Elections, Nicaraguans exercised their Right to Vote to elect Mayors, Vice Mayors, and Municipal Councils of the 153 Municipalities of the country.

All this, in full compliance with activity number 31 of the Electoral Calendar and attached to Law No. 331, Electoral Law.

The electoral contest where 4 Political Parties and 2 Alliances of Political Parties participated, had a broad citizen participation of more than 2 million 18 thousand voters. The Electoral Power guaranteed that this Process would take place in an environment of peace, security, tranquility and peaceful coexistence.

It is important to note that, in the use of New Information and Communication Technologies (ICT), the Provisional Results of the Municipal Elections are also available on the website of the Supreme Electoral Council [www.cse.gob.ni](http://www.cse.gob.ni), at which all Nicaraguan citizens can access easily and quickly.



# Provisional results

## CONSEJO SUPREMO ELECTORAL ELECCIONES MUNICIPALES 2022 ACTA SUMATORIA DEPARTAMENTAL

### DEPARTAMENTO: BOACO

MUNICIPIO	ALCALDE Y VICEALCALDE							
	VOTOS DEPOSITADOS	VOTOS VÁLIDOS	VOTOS VÁLIDOS POR PARTIDO					
			PLC	AFSLN	YATAMA	ALN	APRE	APLI
BOACO	19,911	19,020	1,704	14,810	NP	872	832	802
CAMOAPA	13,542	13,016	3,295	8,098	NP	583	524	516
SAN JOSE DE LOS REMATES	4,300	4,080	1,613	2,030	NP	149	132	156
SAN LORENZO	9,006	8,856	745	7,223	NP	272	312	304
SANTA LUCIA	2,597	2,537	382	2,021	NP	20	97	17
TEUSTEPE	9,654	9,451	948	7,396	NP	379	371	357

## CONSEJO SUPREMO ELECTORAL ELECCIONES MUNICIPALES 2022 ACTA SUMATORIA DEPARTAMENTAL

### DEPARTAMENTO: CARAZO

MUNICIPIO	ALCALDE Y VICEALCALDE							
	VOTOS DEPOSITADOS	VOTOS VÁLIDOS	VOTOS VÁLIDOS POR PARTIDO					
			PLC	AFSLN	YATAMA	ALN	APRE	APLI
DIRIAMBÁ	27,156	26,056	2,349	20,432	NP	1,150	1,103	1,022
DOLORES	3,438	3,266	417	2,530	NP	167	NP	154
EL ROSARIO	3,919	3,851	211	3,319	NP	170	NP	151
JINOTEPE	19,212	18,440	1,556	14,450	NP	894	779	761
LA CONQUISTA	2,400	2,334	116	1,447	NP	613	79	79
LA PAZ DE CARAZO	3,252	3,114	167	2,703	NP	129	NP	115
SAN MARCOS	15,946	15,143	1,045	12,053	NP	726	678	641
SANTA TERESA	5,924	5,593	724	4,563	NP	306	NP	NP

**CONSEJO SUPREMO ELECTORAL**  
**ELECCIONES MUNICIPALES 2022**  
**ACTA SUMATORIA DEPARTAMENTAL**

**DEPARTAMENTO: CHINANDEGA**

MUNICIPIO	ALCALDE Y VICEALCALDE							
	VOTOS DEPOSITADOS	VOTOS VÁLIDOS	VOTOS VÁLIDOS POR PARTIDO					
			PLC	AFSLN	YATAMA	ALN	APRE	APLI
CHICHIGALPA	17,596	16,970	2,287	11,669	NP	854	1,369	791
CHINANDEGA	54,163	52,730	6,007	39,410	NP	2,502	2,470	2,341
CINCO PINOS	3,218	3,168	265	2,767	NP	136	NP	NP
CORINTO	6,761	6,534	912	4,473	NP	340	426	383
EL REALEJO	4,865	4,717	334	3,967	NP	218	NP	198
EL VIEJO	23,279	22,408	3,230	15,577	NP	1,371	1,217	1,013
POSOLTEGA	6,955	6,781	578	5,657	NP	267	NP	279
PUERTO MORAZAN	4,454	4,293	757	3,135	NP	206	NP	195
SAN FRANCISCO DEL NORTE	2,639	2,582	99	2,363	NP	66	NP	64
SAN PEDRO DEL NORTE	2,496	2,454	153	2,139	NP	78	NP	84
SANTO TOMAS DEL NORTE	3,105	3,081	363	2,555	NP	163	NP	NP
SOMOTILLO	11,436	11,208	1,149	9,551	NP	508	NP	NP
VILLANUEVA	10,016	9,775	755	8,710	NP	310	NP	NP

**CONSEJO SUPREMO ELECTORAL**  
**ELECCIONES MUNICIPALES 2022**  
**ACTA SUMATORIA DEPARTAMENTAL**

**DEPARTAMENTO: CHONTALES**

MUNICIPIO	ALCALDE Y VICEALCALDE							
	VOTOS DEPOSITADOS	VOTOS VÁLIDOS	VOTOS VÁLIDOS POR PARTIDO					
			PLC	AFSLN	YATAMA	ALN	APRE	APLI
ACOVAPA	6,889	6,799	613	5,558	NP	209	214	205
COMALAPA	4,115	3,999	788	2,783	NP	153	141	134
EL AYOTE	6,667	6,496	2,445	4,051	NP	NP	NP	NP
EL CORAL	4,426	4,283	970	2,719	NP	209	201	184
EL RAMA	15,170	14,578	2,407	10,851	NP	NP	669	651
JUGALPA	21,245	20,448	2,233	15,286	NP	1,002	957	970
LA LIBERTAD	5,508	5,392	358	4,481	NP	178	192	183
MUELLE DE LOS BUEYES	9,260	8,811	2,723	5,423	NP	251	212	202
NUEVA GUINEA	22,973	22,274	4,549	14,218	NP	1,154	1,170	1,183
SAN FRANCISCO DE CUAPA	2,715	2,595	333	1,991	NP	NP	144	128
SAN PEDRO DE LOVAGO	4,376	4,299	211	3,596	NP	161	162	169
SANTO DOMINGO	6,618	6,373	2,610	3,030	NP	240	238	255
SANTO TOMAS	7,296	7,100	783	5,304	NP	343	348	322
VILLA SANDINO	4,712	4,528	940	2,882	NP	243	228	235

**CONSEJO SUPREMO ELECTORAL**  
**ELECCIONES MUNICIPALES 2022**  
**ACTA SUMATORIA DEPARTAMENTAL**

**DEPARTAMENTO: ESTELI**

MUNICIPIO	ALCALDE Y VICEALCALDE							
	VOTOS DEPOSITADOS	VOTOS VÁLIDOS	VOTOS VÁLIDOS POR PARTIDO					
			PLC	AFSLN	YATAMA	ALN	APRE	APLI
CONDEGA	9,947	9,604	1,086	7,159	NP	442	465	452
ESTELI	44,167	42,906	4,975	32,088	NP	1,948	1,951	1,944
LA TRINIDAD	8,515	8,381	857	6,438	NP	360	361	365
PUEBLO NUEVO	6,654	6,406	507	5,266	NP	205	218	210
SAN JUAN DE LIMAY	4,700	4,631	349	3,741	NP	172	182	187
SAN NICOLAS	3,626	3,599	431	2,844	NP	133	90	101

**CONSEJO SUPREMO ELECTORAL**  
**ELECCIONES MUNICIPALES 2022**  
**ACTA SUMATORIA DEPARTAMENTAL**

**DEPARTAMENTO: GRANADA**

MUNICIPIO	ALCALDE Y VICEALCALDE							
	VOTOS DEPOSITADOS	VOTOS VÁLIDOS	VOTOS VÁLIDOS POR PARTIDO					
			PLC	AFSLN	YATAMA	ALN	APRE	APLI
DIRIA	3,434	3,250	250	2,681	NP	151	151	17
DIRIOMIO	9,761	9,283	940	7,062	NP	455	400	426
GRANADA	39,327	37,919	4,869	27,424	NP	1,931	1,890	1,805
NANDAIME	13,341	12,726	1,330	10,291	NP	581	NP	524

**CONSEJO SUPREMO ELECTORAL**  
**ELECCIONES MUNICIPALES 2022**  
**ACTA SUMATORIA DEPARTAMENTAL**

**DEPARTAMENTO: JINOTEGA**

MUNICIPIO	ALCALDE Y VICEALCALDE							
	VOTOS DEPOSITADOS	VOTOS VÁLIDOS	VOTOS VÁLIDOS POR PARTIDO					
			PLC	AFSLN	YATAMA	ALN	APRE	APLI
EL CUA	15,901	15,172	2,494	11,317	NP	694	667	NP
JINOTEGA	39,684	37,451	3,752	28,411	NP	1,941	1,649	1,698
LA CONCORDIA	3,246	3,155	276	2,612	NP	137	130	NP
SAN JOSE DE BOCAV	17,200	16,825	2,628	12,702	NP	879	616	NP
SAN RAFAEL DEL NORTE	7,254	6,784	709	5,027	NP	771	277	NP
SAN SEBASTIAN DE YALI	9,539	9,315	900	7,105	NP	569	371	370
SANTA MARIA DE PANTASMA	14,607	13,897	2,787	9,542	NP	949	619	NP
WIWILI-JINOTEGA	19,347	19,049	1,403	16,258	NP	474	453	461

**CONSEJO SUPREMO ELECTORAL  
ELECCIONES MUNICIPALES 2022  
ACTA SUMATORIA DEPARTAMENTAL**

**DEPARTAMENTO: LEON**

MUNICIPIO	ALCALDE Y VICEALCALDE							
	VOTOS DEPOSITADOS	VOTOS VÁLIDOS	VOTOS VÁLIDOS POR PARTIDO					
			PLC	AFSLN	YATAMA	ALN	APRE	APLI
ACHUAPA	4,050	3,953	576	2,960	NP	124	132	141
EL JICARAL	3,866	3,766	327	3,024	NP	145	140	130
EL SAUCE	8,629	8,421	1,454	6,222	NP	251	237	257
LA PAZ CENTRO	9,575	9,211	1,168	7,566	NP	NP	487	NP
LARREYNAGA	11,565	11,180	1,073	9,288	NP	425	NP	394
LEON	71,227	68,806	8,502	53,260	NP	3,588	NP	3,456
NAGAROTE	16,304	15,446	1,073	12,893	NP	NP	915	565
QUEZALGUAQUE	4,689	4,520	382	3,649	NP	168	171	150
SANTA ROSA DEL PEÑON	3,465	3,394	186	3,049	NP	NP	80	79
TELICA	10,034	9,747	804	8,455	NP	347	341	NP

**CONSEJO SUPREMO ELECTORAL  
ELECCIONES MUNICIPALES 2022  
ACTA SUMATORIA DEPARTAMENTAL**

**DEPARTAMENTO: MADRIZ**

MUNICIPIO	ALCALDE Y VICEALCALDE							
	VOTOS DEPOSITADOS	VOTOS VÁLIDOS	VOTOS VÁLIDOS POR PARTIDO					
			PLC	AFSLN	YATAMA	ALN	APRE	APLI
LAS SABANAS	2,625	2,547	111	2,162	NP	98	84	92
PALACAGUINA	6,087	5,871	424	4,462	NP	402	287	296
SAN JOSE DE CUSMAPA	3,022	2,947	221	2,296	NP	144	140	146
SAN JUAN DEL RIO COCO	8,336	8,086	1,404	5,369	NP	423	448	442
SAN LUCAS	6,110	5,834	NP	4,922	NP	487	215	210
SOMOTO	13,838	13,216	1,003	10,950	NP	670	NP	593
TELPANECA	7,732	7,577	481	6,186	NP	321	294	295
TOTOGALPA	5,208	5,090	540	3,901	NP	215	215	219
YALAGUINA	3,975	3,898	213	3,194	NP	191	146	154



**CONSEJO SUPREMO ELECTORAL**  
**ELECCIONES MUNICIPALES 2022**  
**ACTA SUMATORIA DEPARTAMENTAL**

**DEPARTAMENTO: MANAGUA**

MUNICIPIO	ALCALDE Y VICEALCALDE							
	VOTOS DEPOSITADOS	VOTOS VÁLIDOS	VOTOS VÁLIDOS POR PARTIDO					
			PLC	AFSLN	YATAMA	ALN	APRE	APLI
CIUDAD SANDINO	34,968	33,539	4,706	23,322	NP	1,940	1,822	1,749
EL CRUCERO	7,538	7,087	1,013	5,084	NP	335	335	320
MANAGUA	392,487	376,201	43,678	274,537	NP	19,654	19,595	18,737
MATEARE	16,899	16,227	2,074	11,850	NP	830	757	716
SAN FRANCISCO LIBRE	3,908	3,789	145	3,396	NP	122	67	69
SAN RAFAEL DEL SUR	19,985	19,185	3,581	13,070	NP	869	851	814
TICUANTEPE	14,773	14,090	1,469	10,457	NP	747	719	698
TIPITAPA	52,411	50,306	4,497	38,842	NP	2,318	2,165	2,484
VILLA EL CARMEN	14,139	13,543	1,276	10,621	NP	632	604	510

**CONSEJO SUPREMO ELECTORAL**  
**ELECCIONES MUNICIPALES 2022**  
**ACTA SUMATORIA DEPARTAMENTAL**

**DEPARTAMENTO: MASAYA**

MUNICIPIO	ALCALDE Y VICEALCALDE							
	VOTOS DEPOSITADOS	VOTOS VÁLIDOS	VOTOS VÁLIDOS POR PARTIDO					
			PLC	AFSLN	YATAMA	ALN	APRE	APLI
CATARINA	3,526	3,391	397	2,694	NP	151	NP	159
LA CONCEPCION	12,559	11,906	1,584	8,494	NP	649	581	598
MASATEPE	13,099	12,326	1,622	9,398	NP	723	NP	583
MASAYA	62,895	60,588	6,938	36,409	NP	2,905	2,687	2,649
NANDASMO	4,534	4,324	375	3,511	NP	229	NP	209
NINDIRI	18,366	17,525	2,408	12,321	NP	1,137	840	819
NIQUINOHOMO	7,220	6,840	643	5,241	NP	357	284	315
SAN JUAN DE ORIENTE	2,433	2,305	487	1,608	NP	114	96	NP
TISMA	6,188	5,969	526	4,574	NP	295	276	298

**CONSEJO SUPREMO ELECTORAL**  
**ELECCIONES MUNICIPALES 2022**  
**ACTA SUMATORIA DEPARTAMENTAL**

**DEPARTAMENTO: MATA GALPA**

MUNICIPIO	ALCALDE Y VICEALCALDE							
	VOTOS DEPOSITADOS	VOTOS VÁLIDOS	VOTOS VÁLIDOS POR PARTIDO					
			PLC	AFSLN	YATAMA	ALN	APRE	APLI
CIUDAD DARIO	14,100	13,565	2,155	9,831	NP	798	NP	781
EL TUMA LA DALIA	19,464	18,736	1,891	15,209	NP	823	NP	813
ESQUIPULAS	5,264	5,024	1,024	3,318	NP	226	243	213
MATAGALPA	57,285	54,602	4,645	42,738	NP	2,501	2,357	2,361
MATIGUAS	11,210	10,629	1,713	7,636	NP	437	414	429
MUY MUY	5,472	5,330	542	4,064	NP	253	237	234
RANCHO GRANDE	9,580	9,201	1,236	6,635	NP	426	439	465
RIO BLANCO	11,552	11,040	2,040	7,625	NP	475	461	439
SAN DIONISIO	6,761	6,447	636	5,188	NP	NP	324	299
SAN ISIDRO	5,802	5,622	782	4,023	NP	257	284	276
SAN RAMON	11,013	10,579	1,282	8,229	NP	22	524	522
SEBACO	12,310	11,683	1,973	8,389	NP	714	NP	617
TERRABONA	4,697	4,644	577	3,395	NP	221	242	209
WASLALA	16,643	15,927	5,018	8,809	NP	703	682	715

**CONSEJO SUPREMO ELECTORAL**  
**ELECCIONES MUNICIPALES 2022**  
**ACTA SUMATORIA DEPARTAMENTAL**

**DEPARTAMENTO: NUEVA SEGOVIA**

MUNICIPIO	ALCALDE Y VICEALCALDE							
	VOTOS DEPOSITADOS	VOTOS VÁLIDOS	VOTOS VÁLIDOS POR PARTIDO					
			PLC	AFSLN	YATAMA	ALN	APRE	APLI
CIUDAD ANTIGUA	3,400	3,284	1,351	1,683	NP	85	77	88
DIPILTO	1,873	1,735	155	1,411	NP	88	NP	81
EL JICARO	8,725	8,574	1,096	6,232	NP	413	405	428
JALAPA	17,871	17,372	2,610	11,885	NP	949	977	951
MACUELIZO	2,765	2,653	396	1,931	NP	15	152	159
MOZONTE	3,546	3,420	750	2,260	NP	136	133	141
MURRA	5,581	5,340	780	3,158	NP	947	234	221
OCOTAL	13,004	12,384	1,509	8,989	NP	624	624	638
QUILALI	9,179	8,971	1,632	5,840	NP	511	505	483
SAN FERNANDO	4,379	4,198	608	3,061	NP	169	185	175
SANTA MARIA	1,956	1,905	177	1,626	NP	NP	102	NP
WIWILI-NUEVA SEGOVIA	5,860	5,778	915	3,952	NP	288	294	327

**CONSEJO SUPREMO ELECTORAL  
ELECCIONES MUNICIPALES 2022  
ACTA SUMATORIA DEPARTAMENTAL**

**DEPARTAMENTO: RACCN**

MUNICIPIO	ALCALDE Y VICEALCALDE							
	VOTOS DEPOSITADOS	VOTOS VÁLIDOS	VOTOS VÁLIDOS POR PARTIDO					
			PLC	AFSLN	YATAMA	ALN	APRE	APLI
BONANZA	16,258	15,832	1,317	13,383	112	NP	498	522
MULUKUKU	11,117	10,858	3,333	5,967	23	600	522	513
PRINZAPOLKA	7,529	7,223	1,087	3,657	2,515	15	18	31
PUERTO CABEZAS	27,784	26,607	394	15,289	10,724	65	47	88
ROSITA	15,195	14,680	2,957	9,313	140	745	761	764
SIUNA	25,023	23,977	3,886	16,594	66	1,151	1,138	1,142
WASPAN	13,878	13,398	276	6,579	6,455	37	34	17

**CONSEJO SUPREMO ELECTORAL  
ELECCIONES MUNICIPALES 2022  
ACTA SUMATORIA DEPARTAMENTAL**

**DEPARTAMENTO: RACCS**

MUNICIPIO	ALCALDE Y VICEALCALDE							
	VOTOS DEPOSITADOS	VOTOS VÁLIDOS	VOTOS VÁLIDOS POR PARTIDO					
			PLC	AFSLN	YATAMA	ALN	APRE	APLI
BLUEFIELDS	19,176	18,377	3,492	11,849	171	1,016	917	932
BOCANA DE PAIWAS	8,409	8,014	3,795	4,069	NP	NP	150	NP
CORN ISLAND	2,829	2,771	255	2,039	262	NP	100	115
EL TORTUGUERO	9,127	8,812	3,606	4,187	NP	358	309	352
KUKRA HILL	7,101	6,968	476	5,845	8	215	206	218
LA CRUZ DE RIO GRANDE	6,353	5,999	2,617	3,071	9	93	85	124
LA DESEMBOCADURA DE RIO GRANDE	2,480	2,401	5	1,461	931	3	1	NP
LAGUNA DE PERLAS	3,991	3,819	471	2,626	382	115	102	123

**CONSEJO SUPREMO ELECTORAL**  
**ELECCIONES MUNICIPALES 2022**  
**ACTA SUMATORIA DEPARTAMENTAL**

**DEPARTAMENTO: RIO SAN JUAN**

MUNICIPIO	ALCALDE Y VICEALCALDE							
	VOTOS DEPOSITADOS	VOTOS VÁLIDOS	VOTOS VÁLIDOS POR PARTIDO					
			PLC	AFSLN	YATAMA	ALN	APRE	APLI
EL ALMENDRO	4,183	4,081	347	3,262	NP	162	151	159
EL CASTILLO	6,730	6,563	965	4,657	NP	332	311	296
MORRITO	2,778	2,718	304	2,038	NP	127	130	119
SAN CARLOS	16,001	15,649	1,745	11,613	NP	790	750	751
SAN JUAN DE NICARAGUA	935	903	55	760	NP	NP	50	38
SAN MIGUELITO	6,191	6,136	652	4,594	NP	306	296	266

**CONSEJO SUPREMO ELECTORAL**  
**ELECCIONES MUNICIPALES 2022**  
**ACTA SUMATORIA DEPARTAMENTAL**

**DEPARTAMENTO: RIVAS**

MUNICIPIO	ALCALDE Y VICEALCALDE							
	VOTOS DEPOSITADOS	VOTOS VÁLIDOS	VOTOS VÁLIDOS POR PARTIDO					
			PLC	AFSLN	YATAMA	ALN	APRE	APLI
ALTAGRACIA	8,130	7,811	766	6,300	NP	NP	370	375
BELEN	6,630	6,449	363	5,573	NP	174	173	166
BUENOS AIRES	3,365	3,229	182	2,665	NP	239	143	NP
CARDENAS	4,221	4,030	262	3,290	NP	153	167	158
MOVOCALPA	4,616	4,494	298	3,593	NP	200	192	211
POIOSI	6,692	6,349	411	5,448	NP	262	NP	228
RIVAS	19,759	18,859	1,380	15,556	NP	1,078	NP	845
SAN JORGE	4,570	4,353	506	3,505	NP	174	NP	168
SAN JUAN DEL SUR	8,301	7,961	574	6,824	NP	285	278	NP
TOLA	12,749	12,355	682	10,253	NP	526	460	434

# Municipal councilors

## CONSEJO SUPREMO ELECTORAL ELECCIONES MUNICIPALES 2022 ACTA SUMATORIA DEPARTAMENTAL

### DEPARTAMENTO: BOACO

MUNICIPIO	CONCEJALES MUNICIPALES							
	VOTOS DEPOSITADOS	VOTOS VÁLIDOS	VOTOS VÁLIDOS POR PARTIDO					
			PLC	AFSLN	YATAMA	ALN	APRE	APLI
BOACO	19,911	19,020	1,234	16,127	NP	672	581	406
CAMOAPA	13,542	13,016	2,452	9,482	NP	446	364	272
SAN JOSE DE LOS REMATES	4,281	4,055	1,216	2,553	NP	109	93	84
SAN LORENZO	9,005	8,854	541	7,722	NP	208	219	164
SANTA LUCÍA	2,599	2,539	286	2,160	NP	17	68	8
TEUSTEPE	9,657	9,452	688	8,029	NP	289	262	184

## CONSEJO SUPREMO ELECTORAL ELECCIONES MUNICIPALES 2022 ACTA SUMATORIA DEPARTAMENTAL

### DEPARTAMENTO: CARAZO

MUNICIPIO	CONCEJALES MUNICIPALES							
	VOTOS DEPOSITADOS	VOTOS VÁLIDOS	VOTOS VÁLIDOS POR PARTIDO					
			PLC	AFSLN	YATAMA	ALN	APRE	APLI
DIRIAMBÁ	27,138	26,058	1,716	22,163	NP	881	782	516
DOLORES	3,438	3,268	298	2,766	NP	127	NP	77
EL ROSARIO	3,919	3,851	149	3,495	NP	129	NP	78
JINOTEPE	19,212	18,436	1,119	15,695	NP	685	550	387
LA CONQUISTA	2,400	2,334	87	1,662	NP	494	53	38
LA PAZ DE CARAZO	3,252	3,114	122	2,831	NP	101	NP	60
SAN MARCOS	15,946	15,143	752	13,047	NP	551	474	319
SANTA TERESA	5,924	5,593	586	4,756	NP	251	NP	NP

**CONSEJO SUPREMO ELECTORAL**  
**ELECCIONES MUNICIPALES 2022**  
**ACTA SUMATORIA DEPARTAMENTAL**

**DEPARTAMENTO: CHINANDEGA**

MUNICIPIO	CONCEJALES MUNICIPALES							
	VOTOS DEPOSITADOS	VOTOS VÁLIDOS	VOTOS VÁLIDOS POR PARTIDO					
			PLC	AFSLN	YATAMA	ALN	APRE	APLI
CHICHIGALPA	17,596	16,970	1,639	13,327	NP	653	960	391
CHINANDEGA	54,163	52,730	4,285	43,657	NP	1,889	1,742	1,157
CINCO PINOS	3,218	3,168	195	2,869	NP	104	NP	NP
CORINTO	6,761	6,534	656	5,136	NP	257	299	187
EL REALEJO	4,865	4,717	239	4,211	NP	165	NP	102
EL VIEJO	23,270	22,399	2,325	17,624	NP	1,078	872	500
POSOLTEGA	6,955	6,781	420	6,013	NP	205	NP	143
PUERTO MORAZAN	4,454	4,293	556	3,479	NP	162	NP	96
SAN FRANCISCO DEL NORTE	2,639	2,582	74	2,434	NP	50	NP	34
SAN PEDRO DEL NORTE	2,496	2,454	108	2,239	NP	61	NP	46
SANTO TOMAS DEL NORTE	3,105	3,061	258	2,869	NP	124	NP	NP
SOMOTILLO	11,398	11,170	819	9,959	NP	392	NP	NP
VILLANUEVA	10,054	9,802	573	8,987	NP	242	NP	NP

**CONSEJO SUPREMO ELECTORAL**  
**ELECCIONES MUNICIPALES 2022**  
**ACTA SUMATORIA DEPARTAMENTAL**

**DEPARTAMENTO: CHONTALES**

MUNICIPIO	CONCEJALES MUNICIPALES							
	VOTOS DEPOSITADOS	VOTOS VÁLIDOS	VOTOS VÁLIDOS POR PARTIDO					
			PLC	AFSLN	YATAMA	ALN	APRE	APLI
ACOYAPA	6,889	6,800	478	5,906	NP	162	153	101
COMALAPA	4,115	3,999	631	3,086	NP	119	100	63
EL AVOTE	6,657	6,496	1,914	4,582	NP	NP	NP	NP
EL CORAL	4,426	4,283	724	3,168	NP	160	140	91
EL RAMA	15,170	14,572	1,795	11,964	NP	NP	479	334
JUIGALPA	21,245	20,448	1,586	16,955	NP	761	667	479
LA LIBERTAD	5,508	5,392	267	4,767	NP	134	132	92
MUELLE DE LOS BUEYES	9,244	8,768	2,307	6,008	NP	198	152	103
NUEVA GUINEA	22,973	22,274	3,356	16,623	NP	672	824	599
SAN FRANCISCO DE CUAPA	2,715	2,596	234	2,199	NP	NP	99	64
SAN PEDRO DE LOVAGO	4,376	4,299	157	3,815	NP	121	116	90
SANTO DOMINGO	6,618	6,366	1,924	3,966	NP	178	168	130
SANTO TOMAS	7,296	7,100	552	5,881	NP	262	243	162
VILLA SANDINO	4,712	4,528	688	3,383	NP	182	159	116

**CONSEJO SUPREMO ELECTORAL**  
**ELECCIONES MUNICIPALES 2022**  
**ACTA SUMATORIA DEPARTAMENTAL**

**DEPARTAMENTO: ESTELI**

MUNICIPIO	CONCEJALES MUNICIPALES							
	VOTOS DEPOSITADOS	VOTOS VÁLIDOS	VOTOS VÁLIDOS POR PARTIDO					
			PLC	AFSLN	YATAMA	ALN	APRE	APLI
CONDEGA	9,947	9,604	782	7,936	NP	336	327	223
ESTELI	44,167	42,901	3,584	35,480	NP	1,492	1,381	964
LA TRINIDAD	8,515	8,381	607	7,066	NP	271	252	185
PUEBLO NUEVO	6,654	6,406	373	5,614	NP	156	156	107
SAN JUAN DE LIMAY	4,700	4,631	248	4,031	NP	133	128	91
SAN NICOLAS	3,626	3,599	355	3,025	NP	103	62	54

**CONSEJO SUPREMO ELECTORAL**  
**ELECCIONES MUNICIPALES 2022**  
**ACTA SUMATORIA DEPARTAMENTAL**

**DEPARTAMENTO: GRANADA**

MUNICIPIO	CONCEJALES MUNICIPALES							
	VOTOS DEPOSITADOS	VOTOS VÁLIDOS	VOTOS VÁLIDOS POR PARTIDO					
			PLC	AFSLN	YATAMA	ALN	APRE	APLI
DIRIA	3,434	3,250	177	2,831	NP	117	108	17
DIRIOMO	9,761	9,283	683	7,756	NP	351	280	213
GRANADA	39,327	37,910	3,461	30,717	NP	1,481	1,339	912
NANDAIME	13,341	12,726	971	11,045	NP	447	NP	283

**CONSEJO SUPREMO ELECTORAL**  
**ELECCIONES MUNICIPALES 2022**  
**ACTA SUMATORIA DEPARTAMENTAL**

**DEPARTAMENTO: JINOTEGA**

MUNICIPIO	CONCEJALES MUNICIPALES							
	VOTOS DEPOSITADOS	VOTOS VÁLIDOS	VOTOS VÁLIDOS POR PARTIDO					
			PLC	AFSLN	YATAMA	ALN	APRE	APLI
EL CUA	15,885	15,147	1,824	12,321	NP	533	469	NP
JINOTEGA	40,010	37,739	2,774	31,382	NP	1,499	1,175	909
LA CONCORDIA	3,246	3,155	202	2,755	NP	105	93	NP
SAN JOSE DE BOCAY	17,246	16,875	2,026	13,666	NP	738	445	NP
SAN RAFAEL DEL NORTE	7,153	6,667	541	5,260	NP	671	195	NP
SAN SEBASTIAN DE YALI	9,547	9,324	674	7,722	NP	466	265	197
SANTA MARIA DE PANTASMA	14,607	13,893	2,067	10,651	NP	740	435	NP
WIWILI-JINOTEGA	19,333	19,040	1,045	17,070	NP	363	324	238

**CONSEJO SUPREMO ELECTORAL  
ELECCIONES MUNICIPALES 2022  
ACTA SUMATORIA DEPARTAMENTAL**

**DEPARTAMENTO: LEON**

MUNICIPIO	CONCEJALES MUNICIPALES							
	VOTOS DEPOSITADOS	VOTOS VÁLIDOS	VOTOS VÁLIDOS POR PARTIDO					
			PLC	AFSLN	YATAMA	ALN	APRE	APLI
ACHUAPA	4,050	3,952	477	3,213	NP	95	94	73
EL JICARAL	3,866	3,766	233	3,256	NP	114	101	62
EL SAUCE	8,629	8,418	1,175	6,753	NP	190	166	134
LA PAZ CENTRO	9,540	9,176	836	8,000	NP	NP	340	NP
LARREYNAGA	11,565	11,174	778	9,871	NP	329	NP	196
LEON	71,229	68,808	6,140	58,201	NP	2,731	NP	1,736
NAGAROTE	16,304	15,446	792	13,709	NP	NP	658	287
QUEZALGUAQUE	4,689	4,520	290	3,902	NP	130	122	76
SANTA ROSA DEL PEÑÓN	3,465	3,394	156	3,143	NP	NP	57	38
TELICA	10,034	9,747	459	8,777	NP	267	244	NP

**CONSEJO SUPREMO ELECTORAL  
ELECCIONES MUNICIPALES 2022  
ACTA SUMATORIA DEPARTAMENTAL**

**DEPARTAMENTO: MADRIZ**

MUNICIPIO	CONCEJALES MUNICIPALES							
	VOTOS DEPOSITADOS	VOTOS VÁLIDOS	VOTOS VÁLIDOS POR PARTIDO					
			PLC	AFSLN	YATAMA	ALN	APRE	APLI
LAS SABANAS	2,625	2,547	80	2,286	NP	74	59	48
PALACAGUINA	6,087	5,871	305	4,909	NP	309	202	146
SAN JOSE DE CUSMAPA	3,022	2,947	161	2,503	NP	111	97	75
SAN JUAN DEL RIO COCO	8,336	8,086	1,012	6,219	NP	324	310	221
SAN LUCAS	6,110	5,834	NP	5,188	NP	384	153	109
SOMOTO	13,838	13,216	722	11,693	NP	509	NP	292
TELPANÉCA	7,732	7,577	349	6,635	NP	241	206	146
TOTOGALPA	5,208	5,090	390	4,279	NP	162	148	111
YALAGUINA	3,975	3,898	149	3,426	NP	144	102	77



**CONSEJO SUPREMO ELECTORAL  
ELECCIONES MUNICIPALES 2022  
ACTA SUMATORIA DEPARTAMENTAL**

**DEPARTAMENTO: MANAGUA**

MUNICIPIO	CONCEJALES MUNICIPALES							
	VOTOS DEPOSITADOS	VOTOS VÁLIDOS	VOTOS VÁLIDOS POR PARTIDO					
			PLC	AFSLN	YATAMA	ALN	APRE	APLI
CIUDAD SANDINO	34,968	33,539	3,324	26,596	NP	1,478	1,275	866
EL CRUCERO	7,538	7,087	771	5,675	NP	256	233	152
MANAGUA	392,481	376,162	21,554	325,077	NP	12,960	9,017	7,554
MATEARE	16,899	16,227	1,483	13,231	NP	633	530	350
SAN FRANCISCO LIBRE	3,908	3,789	113	3,485	NP	106	48	37
SAN RAFAEL DEL SUR	19,985	19,185	2,656	14,843	NP	663	607	416
TICUANTEPE	14,773	14,090	1,057	11,606	NP	568	509	350
TIPITAPA	52,411	50,311	3,239	42,546	NP	1,761	1,514	1,251
VILLA EL CARMEN	14,139	13,543	954	11,490	NP	409	428	262

**CONSEJO SUPREMO ELECTORAL  
ELECCIONES MUNICIPALES 2022  
ACTA SUMATORIA DEPARTAMENTAL**

**DEPARTAMENTO: MASAYA**

MUNICIPIO	CONCEJALES MUNICIPALES							
	VOTOS DEPOSITADOS	VOTOS VÁLIDOS	VOTOS VÁLIDOS POR PARTIDO					
			PLC	AFSLN	YATAMA	ALN	APRE	APLI
CATARINA	3,526	3,391	283	2,920	NP	112	NP	76
LA CONCEPCION	12,559	11,906	1,137	9,557	NP	497	409	306
MASATEPE	13,099	12,326	1,162	10,316	NP	546	NP	302
MASAYA	52,895	50,588	4,952	40,208	NP	2,212	1,880	1,336
NANDASMO	4,534	4,324	273	3,779	NP	172	NP	100
NINDIRI	18,366	17,525	1,724	13,920	NP	870	590	421
NIQUINOHOMO	7,220	6,840	457	5,755	NP	273	201	154
SAN JUAN DE ORIENTE	2,433	2,305	359	1,791	NP	87	68	NP
TISMA	6,188	5,969	383	5,025	NP	222	192	147

**CONSEJO SUPREMO ELECTORAL**  
**ELECCIONES MUNICIPALES 2022**  
**ACTA SUMATORIA DEPARTAMENTAL**

**DEPARTAMENTO: MATAGALPA**

MUNICIPIO	CONCEJALES MUNICIPALES							
	VOTOS DEPOSITADOS	VOTOS VÁLIDOS	VOTOS VÁLIDOS POR PARTIDO					
			PLC	AFSLN	YATAMA	ALN	APRE	APLI
CIUDAD DARIO	14,100	13,565	1,544	11,023	NP	605	NP	393
EL TUMA LA DALIA	19,464	18,736	1,365	16,344	NP	628	NP	399
ESQUIPULAS	5,264	5,024	770	3,802	NP	175	172	105
MATAGALPA	57,265	54,604	3,386	46,467	NP	1,909	1,657	1,185
MATIGUAS	11,173	10,585	1,291	8,435	NP	341	295	223
MUY MUY	5,472	5,330	390	4,463	NP	196	168	113
RANCHO GRANDE	9,580	9,201	903	7,427	NP	322	306	243
RIO BLANCO	11,552	11,040	1,523	8,611	NP	360	318	228
SAN DIONISIO	6,761	6,447	462	5,614	NP	NP	229	162
SAN ISIDRO	5,802	5,622	567	4,519	NP	196	203	137
SAN RAMON	11,013	10,579	942	8,955	NP	44	371	267
SEBACO	12,310	11,683	1,402	9,431	NP	545	NP	315
TERRABONA	4,697	4,644	418	3,780	NP	167	172	107
WASLALA	16,618	15,785	3,903	10,480	NP	537	481	384

**CONSEJO SUPREMO ELECTORAL**  
**ELECCIONES MUNICIPALES 2022**  
**ACTA SUMATORIA DEPARTAMENTAL**

**DEPARTAMENTO: NUEVA SEGOVIA**

MUNICIPIO	CONCEJALES MUNICIPALES							
	VOTOS DEPOSITADOS	VOTOS VÁLIDOS	VOTOS VÁLIDOS POR PARTIDO					
			PLC	AFSLN	YATAMA	ALN	APRE	APLI
CIUDAD ANTIGUA	3,388	3,235	1,101	1,976	NP	62	55	41
DIPILTO	1,895	1,757	110	1,545	NP	67	NP	35
EL JICARO	8,725	8,574	784	6,976	NP	313	287	214
JALAPA	17,871	17,372	1,828	13,668	NP	718	687	471
MACUELIZO	2,765	2,653	286	2,165	NP	24	104	74
MOZONTE	3,546	3,420	549	2,610	NP	101	93	67
MURRA	5,581	5,340	576	3,694	NP	795	165	110
OCOTAL	13,004	12,384	1,082	10,064	NP	475	437	326
QULALI	9,179	8,971	1,160	6,832	NP	384	353	242
SAN FERNANDO	4,379	4,198	446	3,407	NP	125	131	89
SANTA MARIA	1,955	1,905	129	1,705	NP	NP	71	NP
WIWILI-NUEVA SEGOVIA	5,860	5,777	648	4,557	NP	217	203	152

**CONSEJO SUPREMO ELECTORAL  
ELECCIONES MUNICIPALES 2022  
ACTA SUMATORIA DEPARTAMENTAL**

**DEPARTAMENTO: RACCN**

MUNICIPIO	CONCEJALES MUNICIPALES							
	VOTOS DEPOSITADOS	VOTOS VÁLIDOS	VOTOS VÁLIDOS POR PARTIDO					
			PLC	AFSLN	YATAMA	ALN	APRE	APLI
BONANZA	16,262	15,767	1,044	13,953	144	NP	354	272
MULUKUKU	11,116	10,857	2,438	7,402	24	382	361	250
PRINZAPOLKA	7,427	7,074	1,037	3,483	2,502	10	15	27
PUERTO CABEZAS	27,746	26,526	398	15,236	10,699	64	43	86
ROSITA	15,195	14,680	2,126	10,937	140	563	532	382
SIUNA	24,934	23,834	2,871	18,633	64	880	808	578
WASPAN	13,778	13,310	263	6,609	6,458	32	34	14

**CONSEJO SUPREMO ELECTORAL  
ELECCIONES MUNICIPALES 2022  
ACTA SUMATORIA DEPARTAMENTAL**

**DEPARTAMENTO: RACCS**

MUNICIPIO	CONCEJALES MUNICIPALES							
	VOTOS DEPOSITADOS	VOTOS VÁLIDOS	VOTOS VÁLIDOS POR PARTIDO					
			PLC	AFSLN	YATAMA	ALN	APRE	APLI
BLUEFIELDS	19,186	18,378	2,578	13,674	169	804	636	517
BOCANA DE PAIWAS	8,309	7,837	3,498	4,224	NP	NP	115	NP
CORN ISLAND	2,821	2,763	187	2,186	262	NP	71	57
EL TORTUGUERO	9,041	8,652	2,869	5,103	NP	281	219	180
KUKRA HILL	7,093	6,957	361	6,173	7	166	144	116
LA CRUZ DE RIO GRANDE	6,352	5,827	2,336	3,254	29	68	63	77
LA DESEMBOCADURA DE RIO GRANDE	2,480	2,402	5	1,459	934	3	1	NP
LAGUNA DE PERLAS	3,982	3,751	362	2,786	392	90	70	61

**CONSEJO SUPREMO ELECTORAL  
ELECCIONES MUNICIPALES 2022  
ACTA SUMATORIA DEPARTAMENTAL**

**DEPARTAMENTO: RIO SAN JUAN**

MUNICIPIO	CONCEJALES MUNICIPALES							
	VOTOS DEPOSITADOS	VOTOS VÁLIDOS	VOTOS VÁLIDOS POR PARTIDO					
			PLC	AFSLN	YATAMA	ALN	APRE	APLI
EL ALMENDRO	4,183	4,081	250	3,517	NP	126	110	78
EL CASTILLO	6,722	6,556	691	5,249	NP	252	217	147
MORRITO	2,778	2,718	221	2,244	NP	97	95	61
SAN CARLOS	15,997	15,850	1,251	12,893	NP	599	528	379
SAN JUAN DE NICARAGUA	935	903	40	808	NP	NP	35	20
SAN MIGUELITO	6,191	6,136	466	5,083	NP	234	205	147

**CONSEJO SUPREMO ELECTORAL  
ELECCIONES MUNICIPALES 2022  
ACTA SUMATORIA DEPARTAMENTAL**

**DEPARTAMENTO: RIVAS**

MUNICIPIO	CONCEJALES MUNICIPALES							
	VOTOS DEPOSITADOS	VOTOS VÁLIDOS	VOTOS VÁLIDOS POR PARTIDO					
			PLC	AFSLN	YATAMA	ALN	APRE	APLI
ALTAGRACIA	8,103	7,784	557	6,773	NP	NP	260	194
BELEN	6,630	6,449	268	5,846	NP	135	119	81
BUENOS AIRES	3,365	3,229	130	2,813	NP	186	100	NP
CARDENAS	4,221	4,030	195	3,518	NP	116	119	82
MOVOCALPA	4,616	4,494	215	3,887	NP	151	135	106
POTOSI	6,692	6,349	303	5,732	NP	199	NP	115
RIVAS	19,759	18,861	967	16,659	NP	818	NP	417
SAN JORGE	4,570	4,353	350	3,782	NP	132	NP	89
SAN JUAN DEL SUR	8,301	7,961	426	7,120	NP	220	195	NP
TOLA	12,749	12,355	492	10,911	NP	407	324	221

# Nicaraguans exercised their Right to Vote in an agile, safe and peaceful manner




The Supreme Electoral Council (SEC) of Nicaragua, successfully held, on November 6, the 2022 Municipal Elections, where Nicaraguan citizens exercised their right to vote to elect their Mayors, Vice Mayors and members of the Municipal Councils of the 153 Municipalities of the country.

All this, in compliance with activity number 30 of the Electoral Calendar, and attached to the Political Constitution of the Republic of Nicaragua and Law No. 331, Electoral Law.



It should be noted that these 2022 Municipal Elections had extensive Citizen Participation, where more than 2 million 18 thousand Nicaraguans attended to Exercise their Right to Vote, thus registering a 57.09% participation.

**2 Million  
18 thousand**



**57.09 %**

**Participation**


# Nicaragua 2022 Municipal Elections

In this electoral process, more than 27,000 candidates were presented to elect 6,088 Public Officers from the 153 Municipalities of the Country.

**There were elected:**


**153 Mayoresses  
or Mayors**

**153 Vice Mayors**




**2,885 Proprietary  
Councilors**

**2,885 Alternate  
Council members**




It is important to note that Nicaragua has marked a historical and democratic milestone in Latin America and has become a world reference by strictly complying with the Principle of Gender Equity and Alternation in the Electoral Process, thus electing the majority of women to lead the country's municipalities.

In this sense, this Electoral Power ensured compliance with the Law, establishing that the candidacies presented were 50% women and 50% men. Likewise, in accordance with the Electoral Law, Law No. 331, it was guaranteed that, in the event that the number of positions to be elected in the municipal constituency was uneven, 50% plus one led by women would be elected.





Consequently, Nicaragua, for the first time in its democratic history, elected a majority of women to municipal public office.



- **77 Mayoresses**
- **77 Vice Mayors**
- **76 Mayors**
- **76 Vice Mayoresses**

### **153 Municipal Councils**

- **1,456 Female Owners**
- **1,429 Male Owners**
- **1,456 Female alternates**
- **1,429 Male alternates**

# Extensive promotion of Citizen Participation

The Supreme Electoral Council of Nicaragua, favored all the conditions for Citizen Participation in the recent Municipal Elections. In this context, the Online Citizen Verification was carried out massively on 2 million, 106 thousand, 164 Nicaraguans throughout the country; likewise, 87,191 Online Address Changes were made.

All of the above, efficiently guaranteed the updating of the Definitive Electoral Register for these Municipal Elections, finally being 3,722,884 Nicaraguans, who were summoned to elect their municipal authorities.

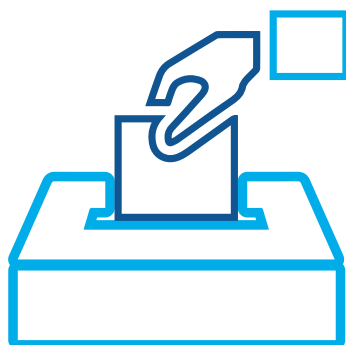


In this regard, it is important to note that the Supreme Electoral Council also guaranteed, from January 03 to November 05, 2022, more than half a million ID Procedures, between New Entries, Renewals and Replacements, which strengthened Citizen Participation in the Municipal Elections.

In addition, this Electoral Power informed the Nicaraguan citizenry that the National Assembly approved the Special Law that put into force the expired Identity Cards, exclusively so that all Nicaraguans exercise their Right to Vote, on November 6.

## Agile and efficient exercise of the vote

The Supreme Electoral Council guaranteed that the voting exercise was carried out in an efficient and optimized manner on November 6. For this purpose, it set up 7,931 Voting Boards (VB), distributed in the 3,106 Voting Centers (VC). Each VC had the capacity to attend 600 voters, 200 more than in previous elections.





# 7,931 Voting Boards

In the Electoral Process 47,589 Members of the Voting Boards (VB) participated, who were sworn in and took possession in due time and form, in accordance with Nicaraguan laws.



# 47,589 Members of the Voting Boards

Likewise, the National Council of Universities formed a team of work with more than 1,300 National Electoral Companions who participated in the Elections, and who had a presence throughout the national territory, as well as at each developed moment in the past November 06.

Similarly, the Attorney General's Office (PGR) with the Office for the Defense of Human Rights (ODHR), guaranteed the Accompaniment of Attorneys Electoral in each of the Voting Centers (CV) of the country, who provided care through social work to the citizens who exercised their right to vote.



With the above, a culture of citizen participation, ethics, respect and transparency was promoted and strengthened in each of the phases of the Electoral Process.

In addition, more than 70 thousand citizens, representatives of each of the Political Organizations participating in the Electoral Process, duly appointed and accredited, supervised the historic Municipal Elections 2022.

In addition to the above, the SEC took an important step with digitalization, which makes the voting process more efficient for citizens through New Information and Communication Technologies (ICT). With the aim of optimizing the Electoral Process, Electoral Information Kiosks located in each Voting Center (CV) in the country were guaranteed to be available to Nicaraguan voters.



In these Kiosks, the citizens presented their Identity Card to the Electoral Technicians who delivered a notice, indicating the location of the Vote Receiving Board (VRB) and the page and position in the Electoral Register of the data of each one of the Nicaraguans who exercised their right to vote, which greatly streamlined this process.



# Security in the Electoral Process

The 2022 Municipal Elections had the participation of more than 18,000 citizens as Electoral Police, who guaranteed an orderly process, in peace, tranquility and peaceful coexistence, in each of the Voting Centers and Vote Receiving Boards, where the and the Nicaraguans, exercised their Right to Vote, last November 06.

Likewise, it is important to mention that more than 30,000 members of the Army and the National Police guaranteed the security of the transfer of Electoral Material throughout the national territory:



# SEC assures more than half a million ID Card Procedures before Municipal Elections 2022

The Supreme Electoral Council (SEC) of Nicaragua, during the period from January 3 to November 5, 2022, widely promoted Citizen Participation for the Municipal Elections 2022. And in this sense, it guaranteed the effective development of the new format ID process for Nicaraguan citizens, achieving a total of **584,754 procedures**.

First-time request:  **122,658**

Renewals:  **212,192**

Replacements:  **259,904**



# Upcoming activities after the 2022 Municipal Elections

The Supreme Electoral Council (SEC), in compliance with the Political Constitution of the Republic of Nicaragua and Law No. 331, Electoral Law, is in permanent compliance with the activities established in the Electoral Calendar for the 2022 Municipal Elections that took place on November 6, 2022.



## November 15 to 17, 2022

Presentation of appeals for review of the provisional results of the Municipal Elections, by the Political Parties and Alliances of Political Parties.



## November 18 to 23, 2022

Period of processing and resolution of appeals for review of the results of the Municipal Elections, by the Supreme Electoral Council.



### **November 24, 2022**

Proclamation of electors in the 2022 Municipal Elections.



### **November 25, 2022**

Publication of the Elected in The Gazette, Official Diary of Nicaragua, and newspapers of national circulation.



### **January 10 to 20, 2023**

Period of delivery of Credentials and Inauguration of the Mayors, Vice-Mayors and Council members and their alternates.



### **From January 10 to January 31, 2023**

Period of delivery of reimbursement of the expenses of the electoral campaign incurred by the political parties and alliances of political parties that participates in the municipal elections.



**CSE**

Consejo Supremo Electoral  
*Fortaleciendo la Democracia*